

Get Started with Newsela



Consider the last time you read.

- Did you scan? Did you read closely?
- What knowledge and connections did you bring to the text?
- Was your reading experience different or similar to your students' typical reading experiences? How?



Here's why you (and your students) will love Newsela content




Depth & Breadth

Covers endless curricular and high-interest topics



Relevance

Responds to the real world and students' lived experiences



Differentiation & Scaffolding

Adapts to individual student's learning needs



Focus on Skills

Provides opportunities to practice key skills & critical thinking

How do teachers use Newsela?

Here's what teachers have to say about teaching with Newsela.

“I always **enrich our book studies** with nonfiction articles. When we're reading 'Wonder', I use Newsela's collections to find **texts on topics like kindness, community, and bullying.**”

ELA Teacher

“I love using Newsela in **social studies for research, discussion starters, and article of the week** work. My students highlight and annotate to engage with the text.”

Social Studies Teacher

“I'm using Newsela to introduce students to chemistry. **Students read for understanding by highlighting and compiling information** into a research paragraph to support our experiments.”

Science Teacher



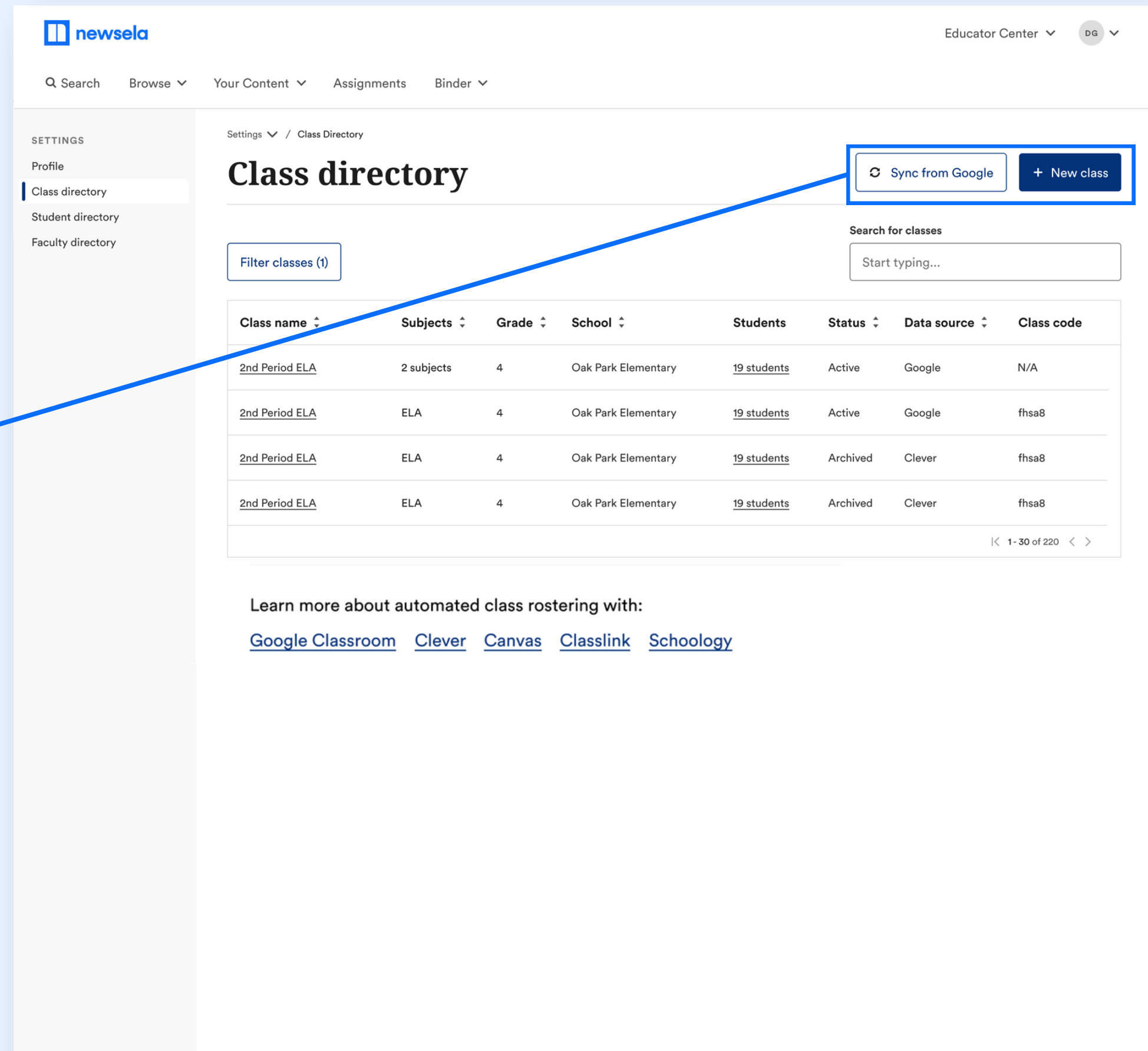
Set up



Add students to a Newsela class to make it easier to build routines, give them feedback, and see their progress.

Go to Settings under your initials in the top right at any time.

You can sync classes from your LMS, create classes manually, or your district can roster your classes for you.



The screenshot shows the Newsela 'Class directory' page. At the top right, there are buttons for 'Sync from Google' and '+ New class'. Below these is a search bar labeled 'Search for classes' with the placeholder text 'Start typing...'. A table lists existing classes with columns for Class name, Subjects, Grade, School, Students, Status, Data source, and Class code. The table contains four rows of class data. At the bottom, there are links for 'Learn more about automated class rostering with:' followed by links to Google Classroom, Clever, Canvas, Classlink, and Schoology.

Class name	Subjects	Grade	School	Students	Status	Data source	Class code
2nd Period ELA	2 subjects	4	Oak Park Elementary	19 students	Active	Google	N/A
2nd Period ELA	ELA	4	Oak Park Elementary	19 students	Active	Google	fhsa8
2nd Period ELA	ELA	4	Oak Park Elementary	19 students	Archived	Clever	fhsa8
2nd Period ELA	ELA	4	Oak Park Elementary	19 students	Archived	Clever	fhsa8

Explore Content



Search for a text or video that connects to your classroom. There are thousands to choose from.

TIP

Don't forget to filter! These help you find content by type, grade, skill, Spanish/English, and more.

Then, preview the content before sharing with students.

The screenshot shows the Newsela interface with the search term "westward expansion" entered. A blue box highlights the filter options: "All Content Types", "Articles", "Worksheets", "Videos", "Standards", and "Text Sets". Below the filters, there are 842 results available, with options to filter by Reading Level, Grade Level, and Reading Skills. The results are sorted by Relevance. The first row of results includes:

- ARTICLE: An Overview of U.S. Westward Expansion (04/27/2017)
- ARTICLE: Westward Expansion: The Louisiana Purchase (02/20/2017)
- ARTICLE: Manifest Destiny: The idea behind America's westward expansion (10/28/2019)
- ARTICLE: Westward Expansion, Introduction: Between Atlantic and Pacific (05/05/2021)

The second row includes:

- ARTICLE: Westward Expansion: Part 1, New Settlers (04/22/2021)
- ARTICLE: Westward Expansion Part I: U.S. settlers colonize the West (04/22/2021)
- ARTICLE: Westward Expansion II: Mexican Independence (04/27/2021)
- ARTICLE: Westward Expansion II: Changing Borders (04/27/2021)

The third row shows the beginning of several more article cards.

There are three ways to share or assign content.

Assign

Digitally share with students on their devices, either in small groups or as a whole class. This way, you can review student quizzes, writing prompts, and annotations.

Print

Distribute texts at levels appropriate for your students, with or without activities.

Present

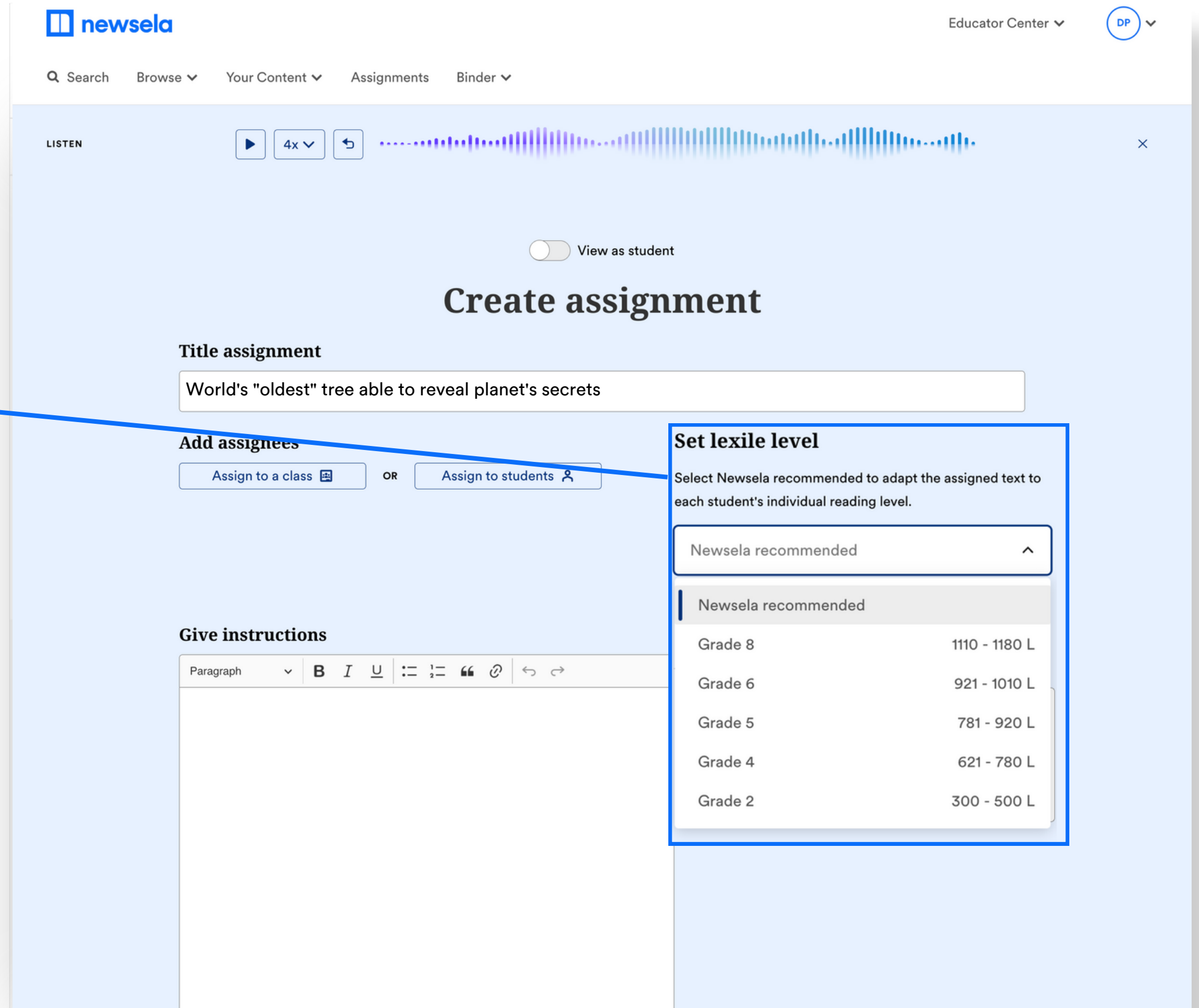
Project content for the whole class or small group instruction.

The screenshot shows the Newsela interface for an article titled "World's 'oldest' tree able to reveal planet's secrets". The top navigation bar includes the Newsela logo, "Educator Center", and a user profile icon. Below the navigation bar are links for "Search", "Browse", "Your Content", "Assignments", and "Binder". The article title is prominently displayed. Below the title are two buttons: "Assign" and "Print", both with dropdown arrows. A blue box highlights these two buttons. A blue line originates from the "Assign" button and points to the "Assign" section text on the left. Another blue line originates from the "Present" button in the left sidebar and points to the "Present" section text. A third blue line originates from the "Present" button and points to the article content area. The left sidebar contains icons for "Share", "Save", "Hide", "Add", "Present", "Count", and "Listen". The "Present" button is highlighted with a blue box. The article content includes a photo of a researcher observing a large tree, a byline, a recommendation for "Upper Elementary School", and metadata: "WORDS 596 | TEXT LEVEL 4 | PUBLISHED 5/29/2023". The article text describes the "Great Grandfather" tree in southern Chile. On the right side, there is an "Activities" panel with options for "Annotations", "Write prompt", "Power Words", and "Quiz". At the bottom right, there is a "Review Student Work" button.

When creating assignments, set the reading level for students.

Texts in Newsela are available at 5 different reading levels.

You can set the reading level or let Newsela set it automatically at each student's reading level. Setting the reading level ensures your students get practice reading and developing skills at grade level. Use the Newsela recommended level as a way to help students work up to grade-level tasks. Texts in Newsela are available at 5 different reading levels.



Set lexile level

Select Newsela recommended to adapt the assigned text to each student's individual reading level.

Grade	Lexile Range
Grade 8	1110 - 1180 L
Grade 6	921 - 1010 L
Grade 5	781 - 920 L
Grade 4	621 - 780 L
Grade 2	300 - 500 L

Enhance Instruction



Support and grow every learner with leveled texts

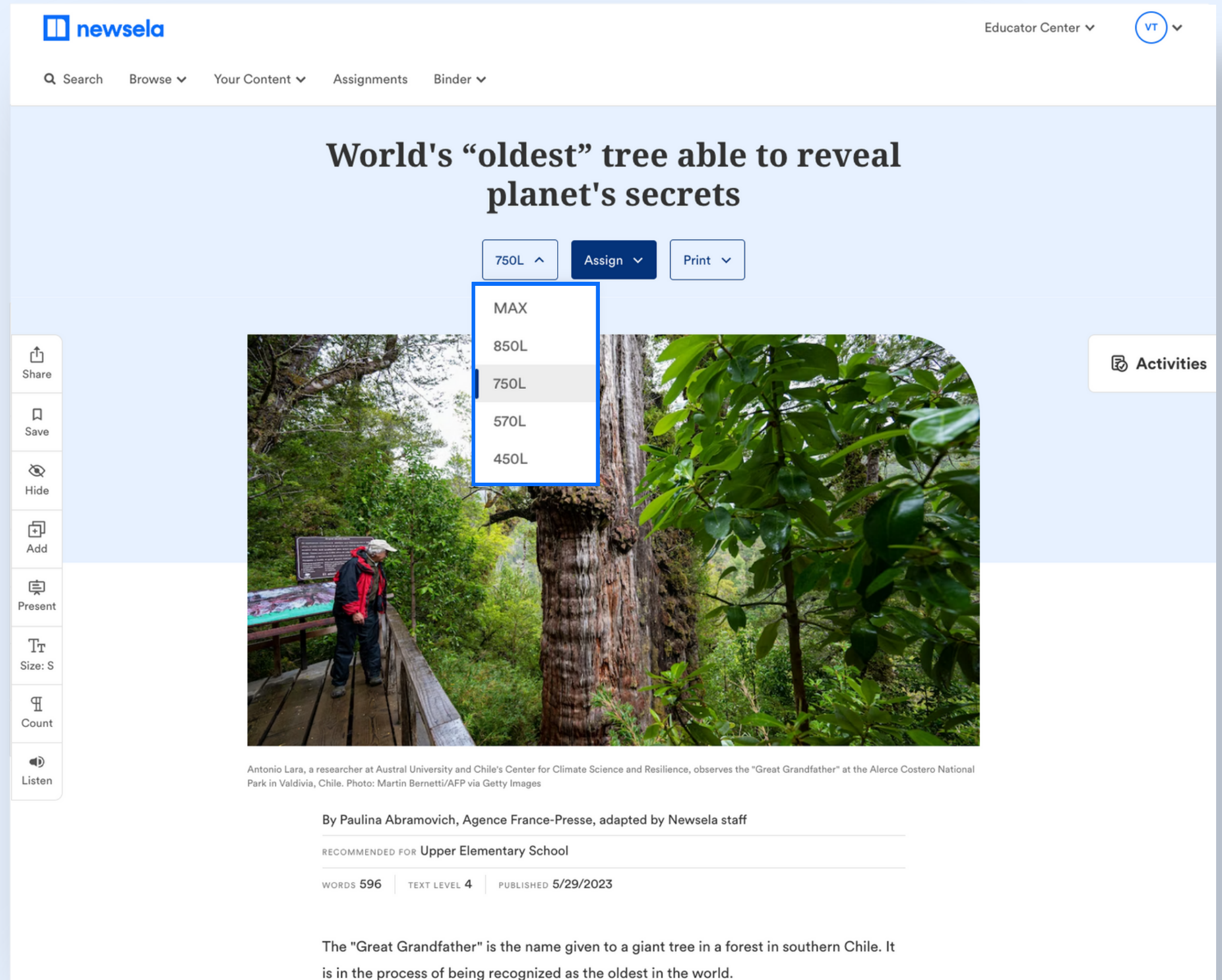
After reading approximately five articles and completing quizzes, students will begin receiving articles at their own reading level. You always have the option to set the reading level for your students.

TIP

For your first assignments, assign articles related to the interests of your students. Engaging content will help them more quickly find their reading level and come to love reading on Newsela.

Did you know?

Newsela can use NWEA MAP Growth data to set reading levels. Just ask your administrator to share MAP Growth data with Newsela.



The screenshot shows the Newsela interface. At the top left is the Newsela logo. On the top right, there is a user profile icon labeled 'VT' and a dropdown menu for 'Educator Center'. Below the header is a navigation bar with 'Search', 'Browse', 'Your Content', 'Assignments', and 'Binder'. The main content area features the article title 'World's "oldest" tree able to reveal planet's secrets'. Below the title are three buttons: '750L ^', 'Assign ^', and 'Print ^'. A dropdown menu is open from the '750L ^' button, showing a list of reading levels: 'MAX', '850L', '750L' (highlighted), '570L', and '450L'. To the left of the article is a vertical sidebar with icons for 'Share', 'Save', 'Hide', 'Add', 'Present', 'Size: S', 'Count', and 'Listen'. To the right of the article is an 'Activities' button. The article image shows a person on a wooden walkway next to a large tree. Below the image is a caption: 'Antonio Lara, a researcher at Austral University and Chile's Center for Climate Science and Resilience, observes the "Great Grandfather" at the Alerce Costero National Park in Valdivia, Chile. Photo: Martin Bernetti/AFP via Getty Images'. Below the caption is the author information: 'By Paulina Abramovich, Agence France-Presse, adapted by Newsela staff'. Below that is the recommendation: 'RECOMMENDED FOR Upper Elementary School'. At the bottom of the article, it says 'WORDS 596 | TEXT LEVEL 4 | PUBLISHED 5/29/2023'. The beginning of the article text is visible: 'The "Great Grandfather" is the name given to a giant tree in a forest in southern Chile. It is in the process of being recognized as the oldest in the world.'

To build engaging literacy routines, add an activity to your assignment.

Annotations

Highlighting feature enables you to embed questions, add context or background knowledge, and more.

Writing prompts

Opportunities to respond in writing, use Newsela's prompts or write your own

Power Words (ELA only)

Vocabulary support with In-context definitions a Tier II vocabulary words and connected activities.

Quizzes

Quick assessments that check for student understanding while promoting literacy skills

The screenshot shows the Newsela interface for an article titled "World's 'oldest' tree able to reveal planet's secrets". The article is recommended for Upper Elementary School, has 596 words, and a text level of 4. It was published on 5/29/2023. The article text describes the "Great Grandfather" tree in southern Chile, which is 13 feet wide and 92 feet tall. A sidebar on the right, titled "Activities", contains options for Annotations, Write prompt, Power Words, and Quiz. A "Review Student Work" button is also visible at the bottom of the sidebar. A vertical toolbar on the left side of the article contains icons for Share, Save, Hide, Add, Present, Size: S, Count, and Listen. The article image shows a researcher, Antonio Lara, observing the tree at the Alerce Costero National Park in Valdivia, Chile.

Help learners work on grade-level and take on more challenging texts.

Here are three of the many ways you can scaffold for your students.

Read aloud

Word-by-word highlighting that can be played and paused, in both English and Spanish.

Spanish

Thousands of expertly translated texts with quizzes and write prompts - helpful for English Learners

Small group assignments

Simple way to differentiate for individuals or specific groups of students

The screenshot shows the Newsela 'Create assignment' interface. At the top, there is a navigation bar with the Newsela logo, search, browse, and assignment options. A 'LISTEN' player is highlighted with a blue box, showing a play button, a speed selector set to '4x', and a waveform. Below this, a 'View as student' toggle is visible. The main heading is 'Create assignment'. A text input field for the assignment title is highlighted with a blue box, containing the text '¿Caballeros con armadura? Los puede ver combatiendo en Estados Unidos'. Below the title field, the 'Add assignees' section has two buttons: 'Assign to a class' and 'Assign to students', with the latter highlighted by a blue box. To the right, the 'Set lexile level' section includes a dropdown menu set to 'Newsela recommended' and a checked checkbox for 'Students can change level'. The 'Add activities' section has a checked checkbox for 'ELA: Quiz'. At the bottom, there is a 'Give instructions' text area with a rich text editor toolbar.

You can track completed student work in the binder or directly within any text you've assigned.

Assignments tab

Summary of class activity for a given assignment. Click into an assignment to see class and individual student stats.

Reading summary

Data on students' reading levels, number of texts viewed, & averages for various activities.

The screenshot shows the Newsela Educator Center interface. At the top, there's a search bar and navigation tabs for 'Your Content', 'Assignments', and 'Binder'. The 'Assignments' tab is active, showing a list of assignments. The sidebar on the left has a 'BINDER' section with filters for 'Last 90 days' and a 'CLASS LIST' section with 'All Classrooms', 'Period 1', and 'Period 2'. The main content area displays a list of assignments with the following details:

Assignment Title	Assigned Date	Class	Students Viewed
Climate change warning	06/19/2023	Period 2	10 of 10
Chicago Children's March	06/19/2023	Period 1	0 of 10
College admissions scandal	06/19/2023	Period 1	10 of 10
How to Write Letters to Congress	06/19/2023	Period 2	1 of 10
Mock Assignment #2	04/21/2023	Period 2	10 of 10
Mock Assignment #3	04/18/2023	Period 1	10 of 10

Integrate
into your class



Add Newsela to your weekly routine

Monday	Tuesday	Wednesday	Thursday	Friday
<i>Introduce new topic</i>		<i>Practice a skill or reteach</i>		<i>Independent Reading</i>
<p>Text or video can give students a window into your unit of study while building background knowledge</p>		<p>Model a literacy skill or give students extra practice</p>		<p>Give your students opportunities to read about what they care about</p>

Appendix

Contents

- [View our other Newsela Guides](#)
- [Link to How-To Videos](#)



Enhance your instruction with Newsela with these professional learning options

Practice literacy skills

Drive achievement and reading comprehension by exploring this set of goal-focused resources.

[View Resource](#)

Build background knowledge

Boost learners' confidence and understanding with this group of results-driven resources.

[View Resource](#)

Include diverse perspectives

Create a more lively and inclusive classroom using this selection of dedicated resources

[View Resource](#)

Looking for more help? Try watching one of these how-to videos



[What is Newsela?](#)



[The student experience on Newsela.com](#)



[How to find and save content on Newsela](#)



[How to track student progress in your Newsela Binder](#)



[How to assign Newsela articles to students](#)



[How to assign content to small groups of students](#)



[How to use article tools & activities](#)



[How to use Lesson Sparks](#)



[How to annotate text in articles for students](#)



[How to find and use text sets with your class](#)



[How to review student assignments on Newsela](#)



[How to use and edit write prompts in your assignments](#)