

Include diverse perspectives

To create a more lively and inclusive classroom



[Just beginning with Newsela? Try our Get Started resources](#)

For every unit, review your instructional materials and ask yourself...

- Mirrors & windows¹**
Does your content include mirrors which allow students to use their existing cultural knowledge? Are you including “windows” that offer students a chance to understand different worlds?

- Authenticity**
Are texts authored by members of the community you’re representing?

- Complete portrayals**
Are you unintentionally elevating stereotypes or limited portrayals of the community you’re representing?

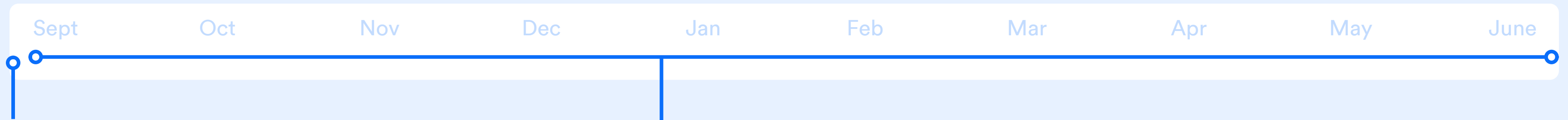
- Surrounding support**
Are you providing students with the resources and knowledge they need to engage in respectful dialogue around these perspectives?

Newsela can help you check ‘yes’ for more of these questions!

1. Rudine Sims Bishop, The Ohio State University, “Mirrors, Windows, and Sliding Glass Doors”, originally appeared in Perspectives: Choosing Books for the Classroom. Vol 6 no. 3, Summer 1990.

When to use Newsela for diverse perspectives:

Newsela provides diverse and inclusive content that can support your units all year long.



Beginning of the school year

Learn as much as you can about the unique identities, values, and experiences that your students bring to your classroom.

This could include students' race and ethnicity, gender, ability, socioeconomic status, religion, interests, and more.

Ongoing

As the school year progresses, keep an eye out for ongoing opportunities to surface more diverse perspectives on any topic.

Any time you start a new unit, there will be moments when students would benefit from exploring multiple perspectives. Check Newsela for content that brings in a new point of view during these moments.



Diversify discussion structures

Use conversational structures that establish a classroom culture rooted in respectful dialogue.



Whole Class

Instructors establish and model discussion expectations for respectful dialogue. Everyone expands on ideas to encourage energy and empathy.

Small Group

Learners leverage techniques modeled in whole group discussion to discuss complex topics that address multiple perspectives.

One on One

Partners ask questions in a student-to-student or teacher-to-student format to better understand ideas and points of view.

Key tools and student activities

Check out these short videos for an overview of some of the features Newsela teachers love most.



Annotations

Consider using excerpts of a text by highlighting to focus on points that are relevant to student culture, moments in time, or classroom context.



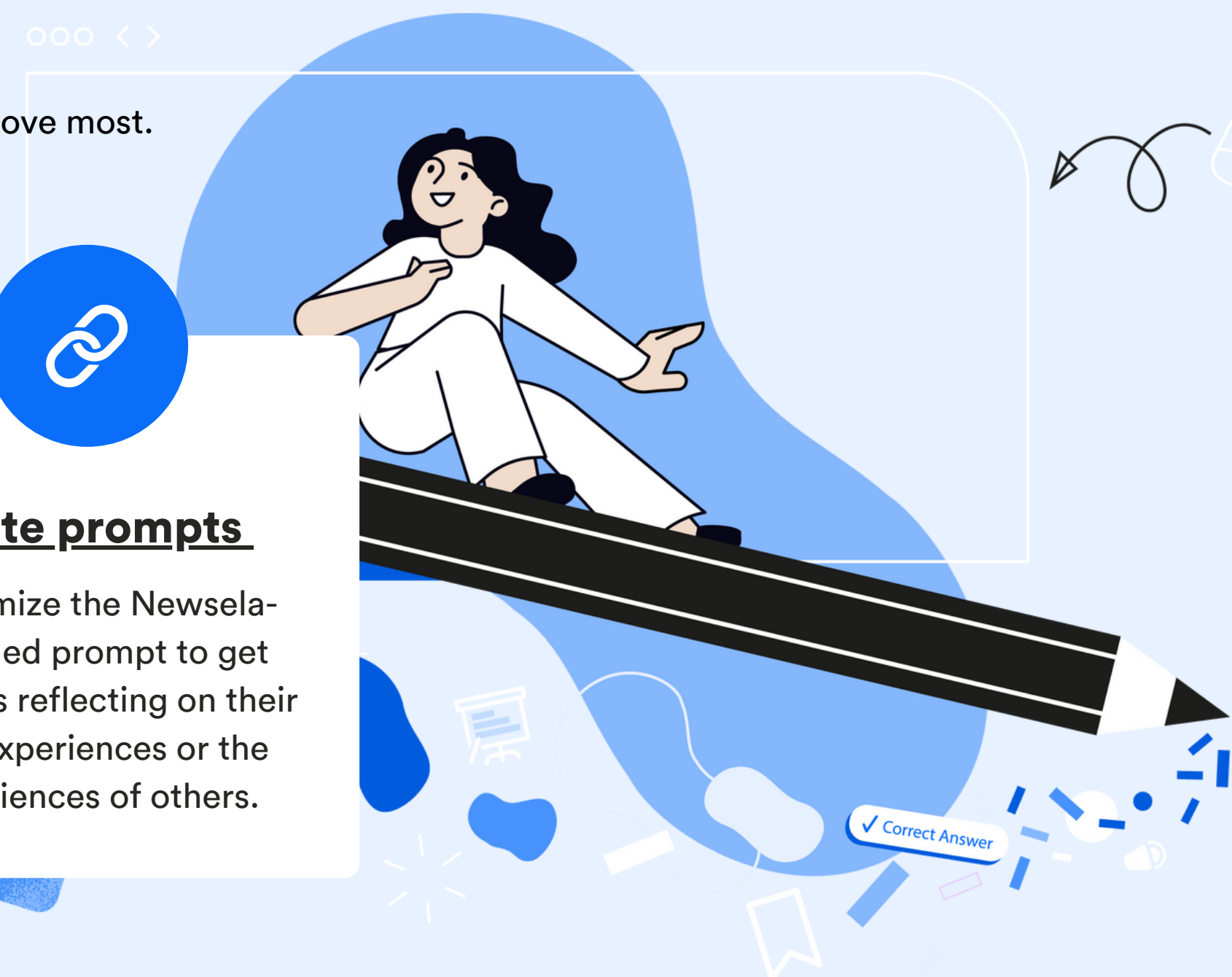
Text sets

Share multiple texts or videos with students around a common theme or to show a range of perspectives.



Write prompts

Customize the Newsela-provided prompt to get students reflecting on their own experiences or the experiences of others.



Try these collections* to include diverse perspectives in your ELA classroom.

[Debate and Discussion](#)

Each text set includes a selection of related articles, providing students with multiple perspectives on the topic in question. Teacher resources for facilitating respectful dialogue are included

[Pro/Con](#)

Each text includes an argument in favor and opposed to the focus question, providing students with multiple perspectives on the topic in question.

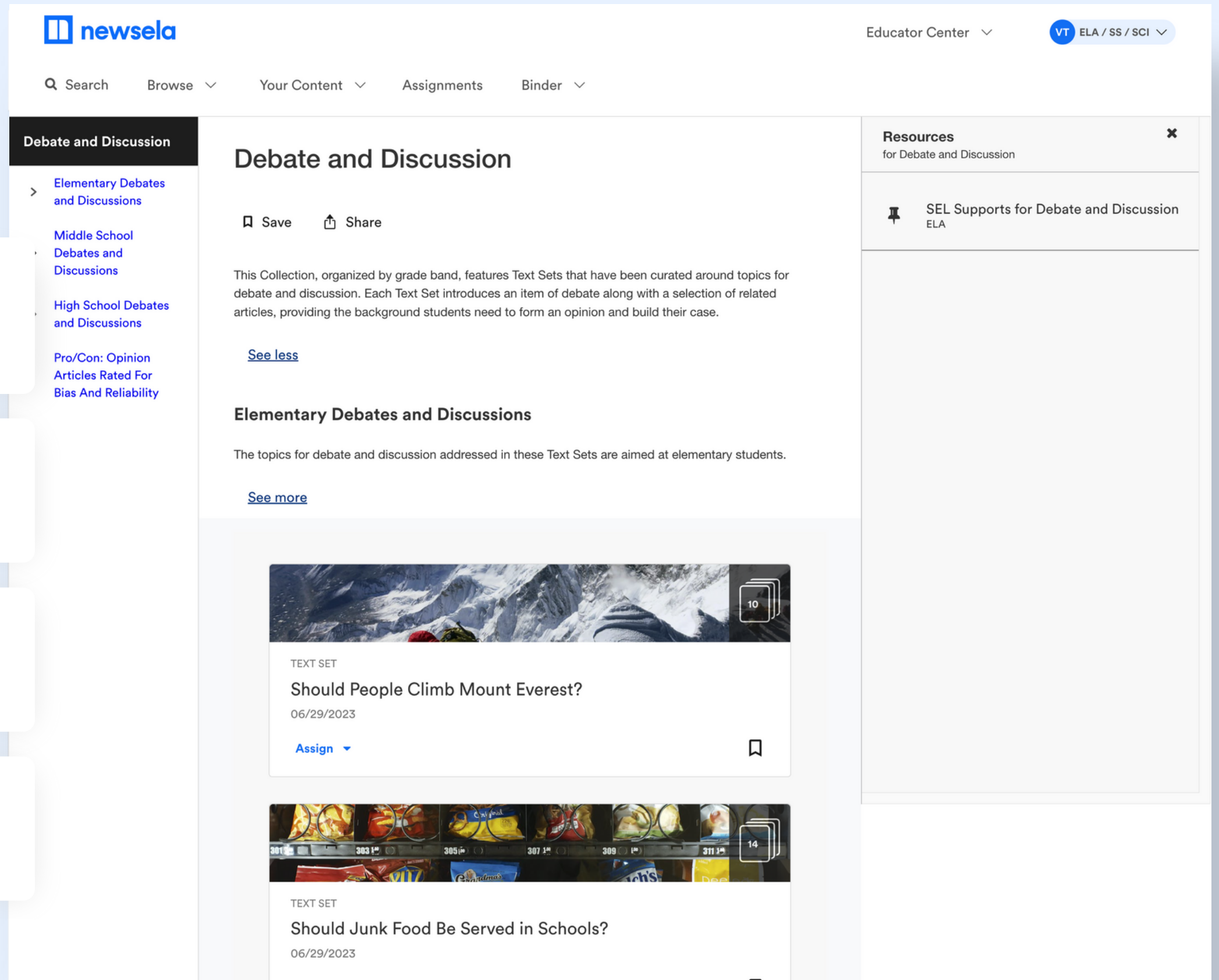
[ELA in the Real World](#)

Text sets with ready-to-go student tasks that inspire students to see the applicability of ELA skills and concepts in their lives and the world.

[Articles About Understanding Different Perspectives](#)

100+ articles that are perfect for engaging students in considering multiple perspectives on a variety of topics.

*Available to Newsela ELA users



The screenshot shows the Newsela interface for the 'Debate and Discussion' collection. At the top, there's a navigation bar with 'newsela' logo, 'Educator Center', and 'VT ELA / SS / SCI'. Below that is a search and navigation menu. The main content area is titled 'Debate and Discussion' and includes 'Save' and 'Share' buttons. A description states: 'This Collection, organized by grade band, features Text Sets that have been curated around topics for debate and discussion. Each Text Set introduces an item of debate along with a selection of related articles, providing the background students need to form an opinion and build their case.' There are links for 'See less' and 'Elementary Debates and Discussions' with a 'See more' link. Two text sets are displayed: 'Should People Climb Mount Everest?' (dated 06/29/2023) and 'Should Junk Food Be Served in Schools?' (dated 06/29/2023). A right-hand sidebar titled 'Resources for Debate and Discussion' contains a pinned resource: 'SEL Supports for Debate and Discussion ELA'.

Try these collections* to include diverse perspectives in your social studies classroom.

[C3 Teachers Inquiries](#)

Encourage student-led exploration of multiple perspectives and facilitate productive discourse on complex topics.

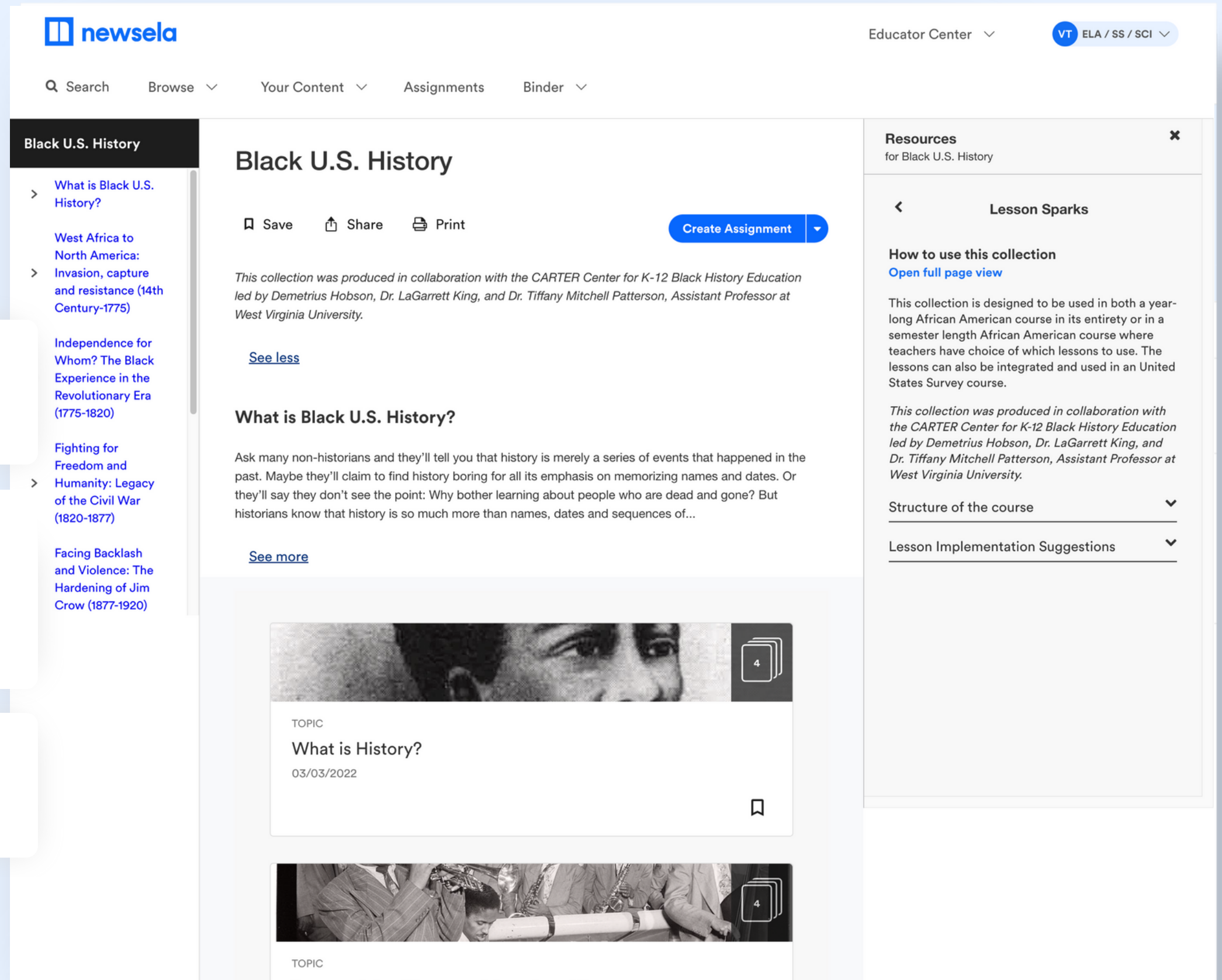
[Black U.S. History Collection](#)

Go beyond mainstream narratives about the history of Black people by recognizing the monumental contributions to modern and historical American life made by the Black community

[Civics and Engaged Citizenship](#)

Understand political participation and policy issues from multiple perspectives.

*Available to Newsela Social Studies users

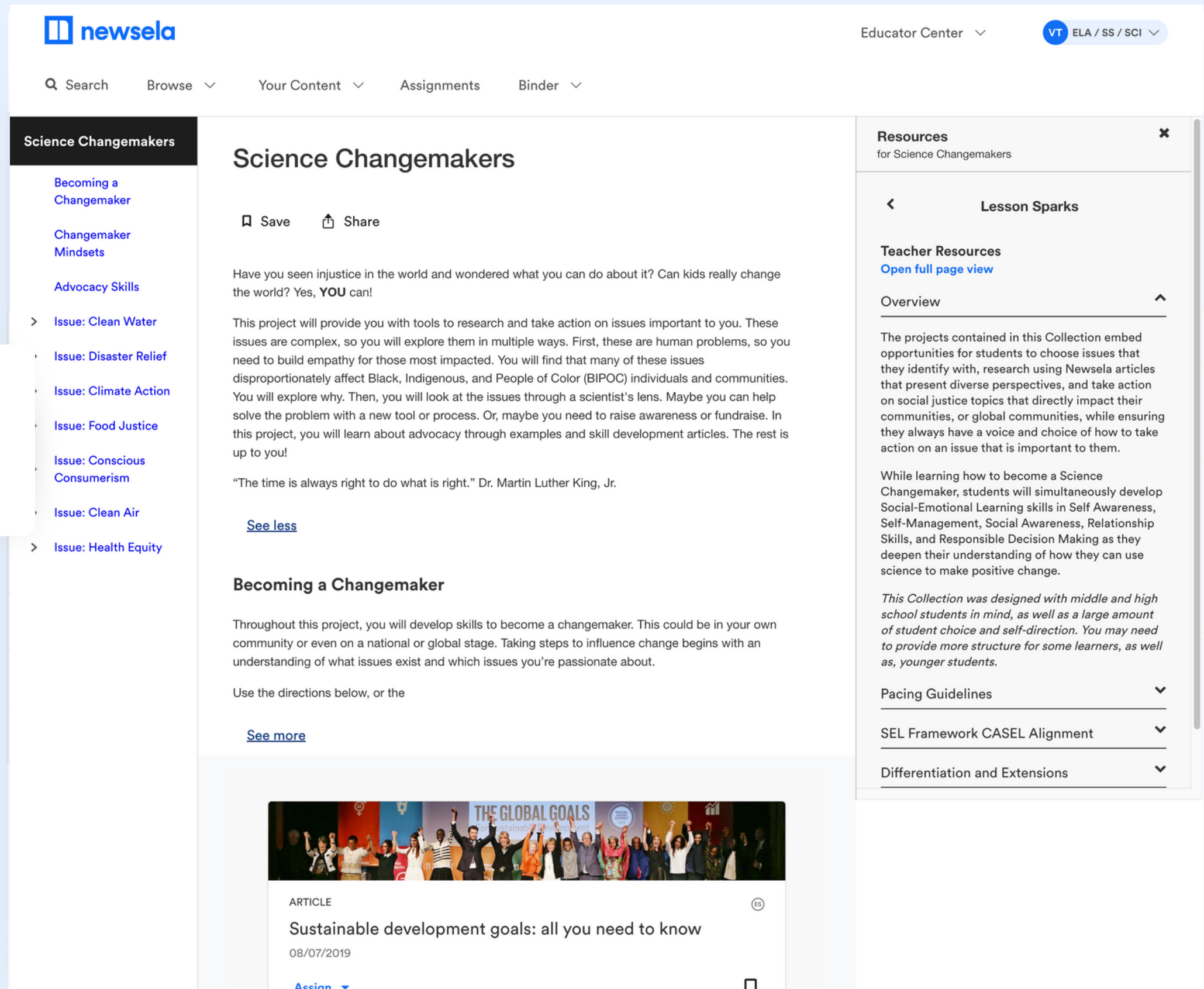


The screenshot shows the Newsela interface for the 'Black U.S. History' collection. At the top, there's a navigation bar with 'newsela' logo, 'Educator Center', and 'VT ELA / SS / SCI'. Below that are search and navigation options like 'Search', 'Browse', 'Your Content', 'Assignments', and 'Binder'. The main content area features the title 'Black U.S. History' with options to 'Save', 'Share', 'Print', and 'Create Assignment'. A descriptive paragraph follows, mentioning collaboration with the CARTER Center. Below this is a section titled 'What is Black U.S. History?' with a paragraph explaining the collection's purpose and a 'See more' link. The right sidebar contains 'Resources for Black U.S. History' and 'Lesson Sparks' with a 'How to use this collection' section and 'Open full page view' link. The bottom of the page shows a preview of a lesson titled 'What is History?' dated 03/03/2022.

Try this collection* to include diverse perspectives in your science classroom.

[Science Changemakers](#)

A project-based collection to engage and support middle school students in taking community action to address a local, state and/or global issue.



The screenshot shows the Newsela Science interface. At the top, there's a navigation bar with 'newsela' logo, 'Educator Center', and 'VT ELA / SS / SCI'. Below that are search and navigation options: 'Search', 'Browse', 'Your Content', 'Assignments', and 'Binder'. The main content area is titled 'Science Changemakers' and includes a 'Save' and 'Share' button. The text reads: 'Have you seen injustice in the world and wondered what you can do about it? Can kids really change the world? Yes, YOU can!'. It describes a project where students research and take action on issues important to them, focusing on Black, Indigenous, and People of Color (BIPOC) individuals and communities. A quote from Dr. Martin Luther King, Jr. is included: 'The time is always right to do what is right.' Below this, there's a section titled 'Becoming a Changemaker' which explains that students will develop skills to become changemakers in their own community or on a national/global stage. At the bottom, there's a featured article titled 'Sustainable development goals: all you need to know' dated 08/07/2019. On the right side, there's a 'Resources for Science Changemakers' sidebar with sections for 'Lesson Sparks', 'Teacher Resources' (with an 'Open full page view' link), 'Overview', 'Pacing Guidelines', 'SEL Framework CASEL Alignment', and 'Differentiation and Extensions'.

*Available to Newsela Science users

Appendix

Contents

- [View our other Newsela Guides](#)
- [Links to How-To Videos](#)
- [Link to Companion Guide](#)



Enhance your instruction with Newsela with these resources

Practice literacy skills

Drive achievement and reading comprehension by exploring this set of goal-focused resources.

[View Resource](#)

Build background knowledge

Boost learners' confidence and understanding with this group of results-driven resources.

[View Resource](#)

Get started with Newsela


Learn the basics for long-term Newsela success with this collection of curated resources.

[View Resource](#)

[← Back to Start](#)

Looking for more help? Check out these additional resources.

 [What is Newsela?](#)

 [How to find and save content on Newsela](#)

 [How to assign Newsela articles to students](#)

 [How to use article tools & activities](#)

 [How to annotate text in articles for students](#)

 [How to review student assignments on Newsela](#)

 [The student experience on Newsela.com](#)

 [How to track student progress in your Newsela Binder](#)

 [How to assign content to small groups of students](#)

 [How to use Lesson Sparks](#)

 [How to find and use text sets with your class](#)

 [How to use and edit write prompts in your assignments](#)

 [Download Companion Guide](#)