
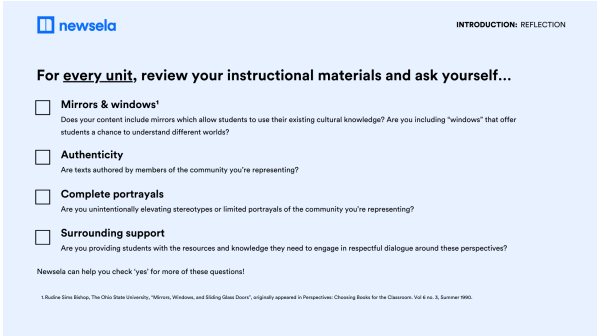
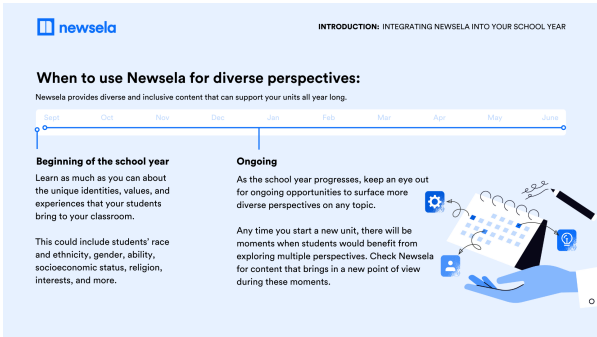



| | |
|---|--|
| <p>Slide</p> | <p>Talk Track: Objective Narrative Transition</p> |
| <p>Slide 1: Welcome</p>  | <p>Welcome to our session. Today we'll share how teachers across subjects use Newsela to include diverse perspectives in order to make lessons more relevant and classrooms more inclusive for all students.</p> |
| <p>Slide 2: Reflection</p>  | <p>It is critical to reflect on how you select diverse perspectives in your classroom. No matter what instructional content you are using, you can ask yourself these questions to consider how you are representing diverse perspectives, whose voices you are prioritizing and how you're supporting students.</p> <p>What other questions do you ask yourself when you select text?</p> <p><i>Facilitator will read a few and then thank educators for sharing.</i></p> |
| <p>Slide 3: When to use</p>  | <p>At the beginning of the year, learning more about students can help you identify texts on Newsela that you can leverage all year long to connect to their experiences and identities.</p> <p>As the year continues, teachers should reflect at the start of every unit and turn to Newsela to find texts that represent multiple perspectives. This will help you to balance the perspectives in your curriculum while also supporting student engagement.</p> |
| <p>Slide 4: Discussion Structures</p> | <p>Connecting to students isn't just about the text you select but also about the classroom culture you create. By setting up structures to discuss and engage, educators can create an inclusive and intellectually stimulating environment.</p> |

newsela DIVERSIFY DISCUSSION: DIVERSIFY DISCUSSION STRUCTURES

Diversify discussion structures
Use conversational structures that establish a classroom culture rooted in respectful dialogue.



| | |
|--------------------|---|
| Whole Class | Instructors establish and model discussion expectations for respectful dialogue. Everyone expands on ideas to encourage energy and empathy. |
| Small Group | Learners leverage techniques modeled in whole group discussion to discuss complex topics that address multiple perspectives. |
| One on One | Partners ask questions in a student-to-student or teacher-to-student format to better understand ideas and points of view. |

In whole class discussions, teachers model discussion practices to encourage active participation and respectful listening. Then, students analyze Newsela articles together.


Small group discussions using Newsela articles provide focused conversations where each participant has more of an opportunity to share and be heard. Students can explore specific aspects of the text, tap into and share personal experiences, and engage in collaborative learning.

One-on-one discussions, based on Newsela articles, create a safe space for students to share personal connections, ask questions, and converse with a classmate. These conversations foster trust, personalized support, and targeted guidance to meet each student's needs.

Slide 5: Product Tips

newsela TOOLS & ACTIVITIES KEY TOOLS AND STUDENT ACTIVITIES

Key tools and student activities
Check out these short videos for an overview of some of the features Newsela teachers love most.



| | | |
|---|--|---|
| Annotations Consider using excerpts of a text by highlighting to focus on points that are relevant to student culture, moments in time, or classroom context. | Text sets Share multiple texts or videos with students around a common theme or to show a range of perspectives. | Write prompts Customize the Newsela-provided prompt to get students reflecting on their own experiences or the experiences of others. |
|---|--|---|

Annotations, text sets, and write prompts can all help you to engage students with diverse perspectives.

Facilitator goes live into product

You can use annotations to highlight moments in the text for questioning or connection that you want students to see. By selecting relevant excerpts that touch upon cultural, social, or identity-related topics, teachers initiate thought-provoking conversations that promote critical thinking and meaningful dialogue among students.

Product Action

Show how you highlight a part of the text and write to pause and reflect on this part of the text. Save and Share.

Show the add to text set button.

Open the write prompt and show how to edit and save.

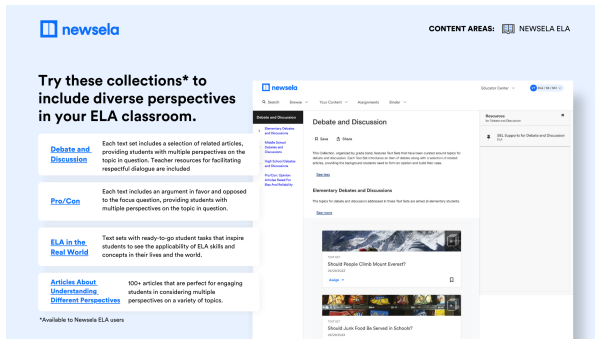
You can create text sets on Newsela to curate multiple perspectives to reflect back the diversity of our students' backgrounds and include more diverse voices in the curriculum.

Edit the write prompt and make it your own to embed questions that support students in processing what they have learned and to push them to reflect on their learning experience.

Slide 6: ELA

ELA teachers want to provide a diverse set of reading materials for students both in

Product Action: Navigate to [Debate and Discussion Collection](#) and [Articles About Understanding Different Perspectives](#)



perspective and genre.

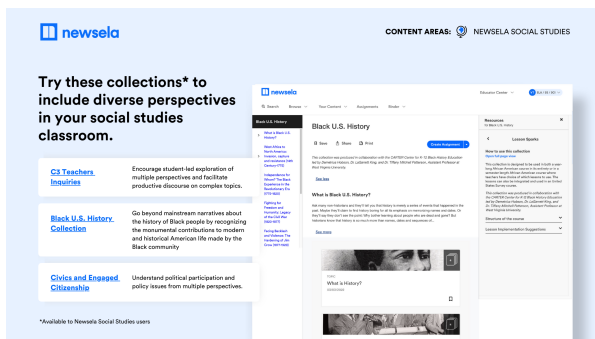
Facilitator goes live in product

The Debate and Discussion collection features texts that have been curated around specific topics of debate, such as whether junk food should be served in schools, or whether animals should be used for scientific research. Each text set includes a selection of related articles, providing students with multiple perspectives on the topic in question. Also included are teacher resources for facilitating conversations about diverse perspectives.

Alternatively, you could browse the pre-curated row, Articles About Understanding Different Perspectives. Here, you'll find 100+ articles that are perfect for engaging students in considering multiple perspectives on a variety of topics.

Slide 7: Social Studies

Product Actions: [Black U.S. History Collection](#)



Social studies educators want to ensure they are selecting texts that provide both mirrors to students' experiences and windows to different worlds. Here are three examples of curations that can help.

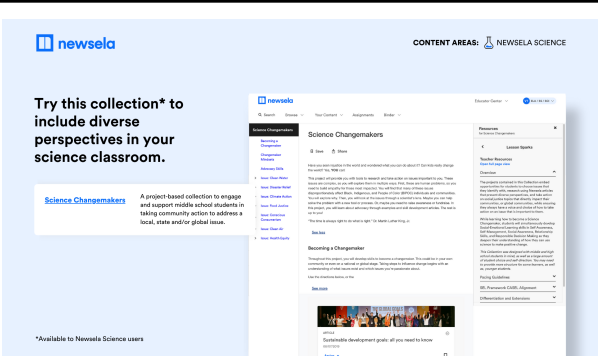
Facilitator goes live into product

History is about understanding people. It's about understanding why things happened the way they happened and how we got to where we are today. It's about investigation. It's also about interpretation and argument. From the C3 Teacher Inquiries to the Black U.S. History Collection, Newsela provides explainers, primary sources, and current event connections to select from to support teachers with infusing multiple perspectives.

Slide 8: Science

Product Actions: [Science Changemakers](#)

Science teachers look to make their teaching more relevant to students by connecting to their lives. Beyond purely focusing on science core concepts, classrooms can ask questions




like Have you seen injustice in the world and wondered what you can do about it?

Facilitator goes live into product

Newsela's Changemaker Project helps educators to address complex scientific issues from multiple perspectives. Every issue asks students to build empathy, understand the science and orient towards action.

Slide 13: Appendix



I encourage you to add questions to the chat.

As I wait for your questions, let's explore the additional resources you have available to you as you use Newsela in your classroom this year.

