



Summer Challenge 2019

Family Packet

Family Letter

Dear families,

We're pleased to announce that we have a subscription to Newsela PRO for students to access summer reading material! The Newsela Summer Reading Collection provides engaging nonfiction content curated to match student interests like animals, sports, the latest technology and more.

Newsela in the classroom

Every article is available at 5 reading levels. Newsela helps parents and teachers ensure that all students can access texts at their just right reading level. This supports learners in making reading gains and allows them to challenge themselves as they read. In addition to reading an article, students are able to annotate the text, answer a write prompt, and take a short quiz for comprehension.

Newsela at home

Here's how you can get involved:

1. Sign up for a parent account to assign articles to your reader. Visit newsela.com to register.
2. Download the free Newsela app for iOS or Android in the app store on a device your student uses. They will be able to access Newsela offline, so they can read articles on the go!
3. Read the articles in the Summer Reading Collection together, available in your student's account. Discuss current events and other nonfiction topics covered on Newsela, ask questions, and make connections. Encouraging your reader to choose topics of interest helps strengthen their love for reading and learning.

We look forward to reading together this summer!

Your reader can sign in to Newsela any time by visiting www.newsela.com/signin or downloading the Newsela app.

Newsela Username:

Newsela Password:





newsela

Summer Challenge 2019

Carta Familiar

Queridas familias,

¡Nos complace anunciar que tenemos una suscripción a Newsela PRO para que los estudiantes accedan material de lectura durante el verano! La Colección de Lectura de Verano de Newsela ofrece contenido atractivo de no ficción curado para satisfacer los intereses de los estudiantes como los animales, los deportes, la última tecnología y más.

Newsela en el salón de clase

Cada artículo está disponible en 5 niveles de lectura. Newsela ayuda a los padres y maestros a garantizar que todos los estudiantes puedan acceder los textos en su nivel de lectura justo. Esto ayuda a los alumnos a obtener ganancias en la lectura y les permite desafiarse a sí mismos mientras leen. Además de leer artículos, los estudiantes pueden hacer anotaciones en el texto, responder a un mensaje de escritura y realizar un breve cuestionario para su comprensión.

Newsela en casa

Algunas formas en las que usted puede participar:

1. Abra una cuenta para padres de familia para poder asignarle un artículo a su joven lector. Para registrarse visite www.newsela.com
2. Descargue la aplicación gratuita de Newsela para dispositivos Android o iOS de Apple de la tienda de aplicaciones en su equipo. Tanto usted como su estudiante podrán acceder a Newsela aun sin conexión para poder completar las tareas ¡esté donde esté!
3. Lean artículos juntos. Conversen sobre los temas de actualidad y demás temas basados en hechos reales que aparecen publicados en Newsela. Formulen preguntas y establezcan conexiones. Al impulsar a su joven lector a elegir temas de interés le ayuda a fortalecer su amor por la lectura y por el aprendizaje.

Su joven lector podrá iniciar sesión en Newsela con su nombre de usuario escolar en todo momento a través de la página www.newsela.com/signin, o al descargar la aplicación de Newsela.

Newsela Username (Newsela usuario):

Newsela Password (Newsela contraseña):



Summer Challenge 2019

Home Strategies and Resources

Is your student participating in the Summer Reading Challenge on Newsela this year? You can find some helpful information and resources below so that your student is supported throughout the summer!



Help your students access exciting summer reading content

The Newsela Summer Reading Collection provides engaging nonfiction content curated to match student interests like animals, sports, the latest technology and more. Teachers and students are able to see the Summer Reading Collection [here](#) or by logging in, hovering over **Collections** at the top of Newsela, and clicking on **Summer Reading Challenge – 2019**.



Have a discussion about your child's reading

Use questions like these to spark a discussion with your student:

- Were you able to relate to someone in the article? How?
- What was your favorite part of this article? Why?
- Did this article remind you of anything else you've learned about?



Support your student's learning

Use the following printable reading log to provide your student with a place to reflect on what they read on Newsela. They can even choose an emoji that matches their reaction to the article!

































Name: _____

Newsela Summer Reading Log

Directions: For every article you read this summer, fill in a row of the chart below. Under “Reaction,” circle the emoji that matches how the article made you feel after reading.

Date	Article Title & Author	Summary	Reaction
			   
			   
			   

Date	Article Title & Author	Summary	Reaction
			   
			   
			   
			   

Date	Article Title & Author	Summary	Reaction
			