


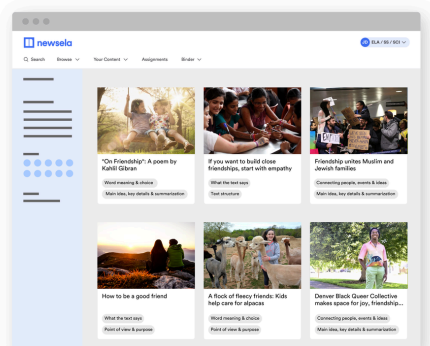
4 steps to creating a literacy routine this school year



Did you know that students who read and take quizzes 2x per week on Newsela see 3 additional months of literacy growth by the end of the school year?* Learn how to help students build the literacy skills necessary for success in and outside of the classroom with a simple four-step system that lets you easily integrate Newsela into your classroom instruction.

Plan, Prepare, Practice, and Process.

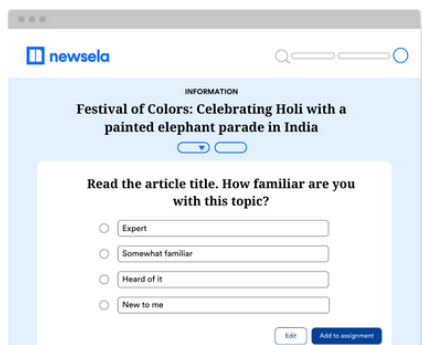
These steps are flexible, reflect best practices in literacy instruction, and can be adapted to fit your lesson needs.



1 PLAN your instruction

Search Newsela’s library of over 15,000 texts and multimedia for content that aligns with your instructional goals. Easily find the perfect resource for your standard, reading skill, theme, topic, unit, and grade level.

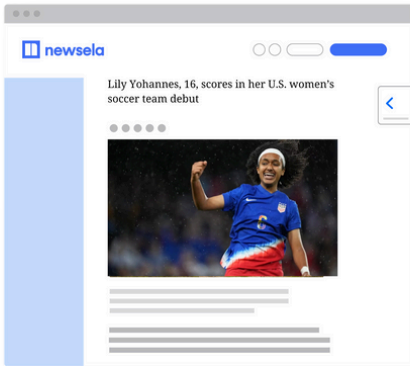
Features to explore: ● [Search filters](#) ● [Curated collections](#) ● [Article tools](#) ● [Spanish content](#)



2 PREPARE your students

Spend time getting students ready for what they will read or view. Consider what background knowledge or motivation they need to successfully engage in and understand their lesson. Then, leverage tools and activities on any Newsela text for a pre-reading activity.

Features to explore: ● [Article polls](#) ● [Embedded vocabulary practice](#) ● [AI text tools](#)
● [Interactive graphic organizers](#)

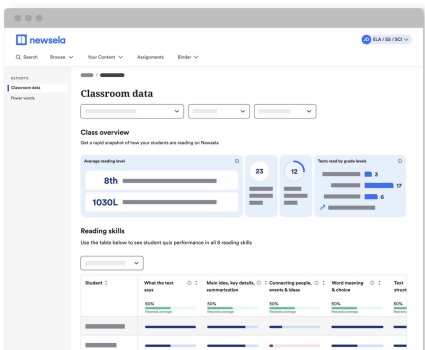


3 PRACTICE active reading

Create an assignment and have students highlight and annotate text to engage in comprehension strategies. Use checks for understanding to ensure students understand what they've read before moving forward.

Alternatively, you can read together as a group and model comprehension strategies with presentation mode.

- Features to explore: ● [Annotations](#) ● [Paragraph numbers](#) ● [Presentation mode](#)
● [Checks for understanding](#) ● [Read Aloud](#)

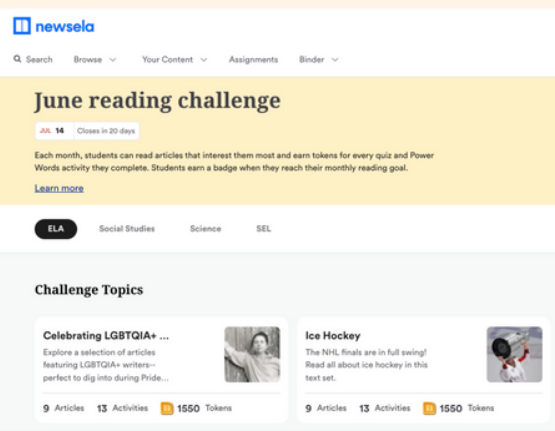


4 PROCESS what they've learned

Give students the opportunity to create meaning from what they've just read. Have students take the quiz to assess standards-based literacy skills, get instant feedback, and inform their recommended reading level on Newsela.

Once student work is completed, use the data you've collected to plan your next steps.

- Features to explore: ● [Quizzes](#) ● [Writing prompts](#) ● [Customizable activities in Formative](#)
● [Small group assignments](#) ● [Discussion questions](#) ● [Assignments tab and reporting](#)



Help students build their own literacy routine

Students can complete an adapted version of our recommended literacy routine when engaging in independent reading or research on Newsela. Use our monthly [Independent Reading Challenge](#) found on all students' homepage to browse topical, highly-engaging content. With self-guided scaffolds like our read-aloud mode and embedded vocabulary practice, students can practice active reading on their own with Newsela.

[Sign-in](#) to Newsela and start building your literacy routine today.



*To read the research scan the QR code or visit newsela.com/about/research-and-efficacy

